

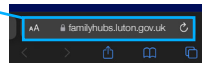

How to Install Your Family Hubs Application.

Scan the QR Code for quick access

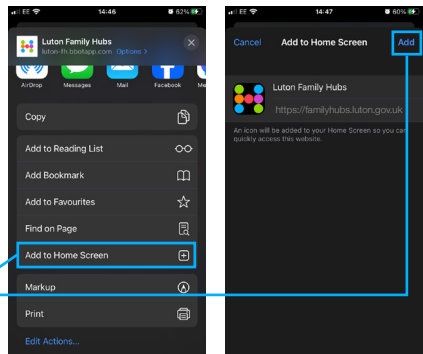


Apple Device

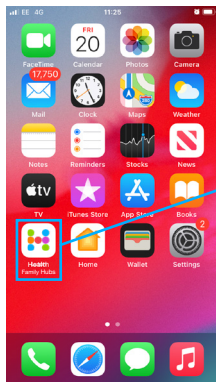
1. Go to <https://familyhubs.luton.gov.uk>



2. Click the share button at the bottom of the screen



3. Scroll down and then select 'Add to Home Screen' and confirm 'Add'



4. Your new App will appear on your home screen

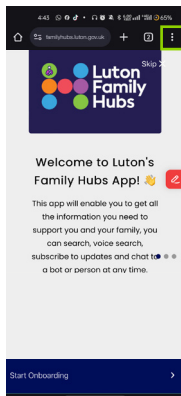
How to Install Your Family Hubs Application.

Scan the QR Code for quick access

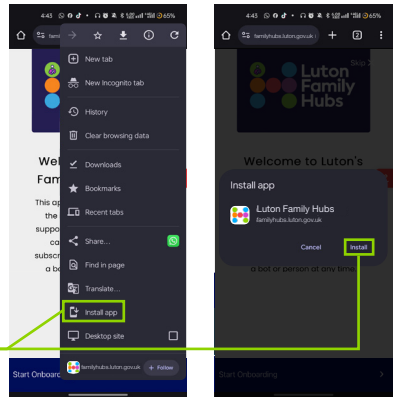


Android Device


1. Go to <https://familyhubs.luton.gov.uk>



2. Click the three dots (...) in the top right of the browser window



3. Select 'Install App' and confirm 'Install'



4. Your new App will appear on your home screen



Instructions for Apple device on other side →