

Local authority flexible eligibility

Statement of intent

Contents

1. Introduction.....	1
What is it?.....	1
Who does it help?	1
Low income and high cost (LIHC) model	2
Low income and vulnerable to cold (LIVC) model	2
Key requirements	2
2. How the LA will identify eligible households	3
(a) Criteria for identifying households in fuel poverty (FP)	3
(b) Solid wall insulation (SWI) 'in-fills' projects	5
3. Acting on behalf of another local authority	5
4. Governance	5
5. Referrals and pathways to assistance	6
6. Evidence, monitoring and reporting	6

1. Introduction

What is it?


ECO-3 is the latest instalment of the [Energy Company Obligation](#).

This dedicated funding is aimed at private sector households that would not qualify for Affordable Warmth funding, but are low income.

This pathway provides local authorities (LAs) with an opportunity to work directly with the energy supplier to provide energy improvements in targeted and assessed households.

Who does it help?

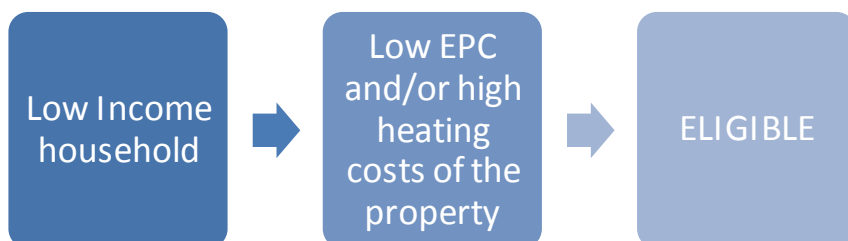
Private households, mainly owner occupiers that are on low income and do not meet the qualifying criteria for [Affordable Warmth assistance](#).



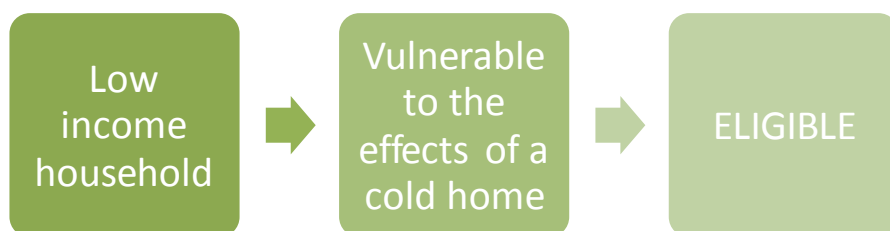
Households must meet the 'low income high cost' model for fuel poverty measurements.

The assistance is based on whether a household can prove they fit into the following graphics:

Low income and high cost (LIHC) model



Low income and vulnerable to cold (LIVC) model




The key is being able to show that households are of low income but **will not** be in receipt of income or disability-related benefits. Further proxies can determine the targeting of assistance and can exist around:

- households with long term sick and disabled
- low income thresholds
- households with a low EPC

Key requirements

- Two documents must be produced by the council to start the LA flex component of ECO-3.

- 
- The statement of intent (SoI) is the overarching governing document that outlines a LA's intent to access this specific funding. The SoI will contain and explain:
 - the LA's measurement toolkit
 - how eligible households will be identified
 - how it is the monitoring document for the Department of Business, Energy & Industry Strategy (BEIS)
 - the official position of the council to energy suppliers distributing funds.
 - the chief executive's (or corporate director's) signature
 - The LA declaration is a 'statement in writing' confirming a household is eligible for assistance. The declaration:
 - can only be signed by the LA (nominated officer responsible for energy/housing)
 - ensures that the LA is consulted by the energy supplier (or nominated intermediaries) of every single measure installed in each household.
 - will last for 18 months or until **22 March 2022**, which ever elapses first.
 - can be signed pre or post installation

2. How the LA will identify eligible households

Luton Council has set parameters to capture households that may benefit from the installation of measures under Flexible Eligibility as either those that are either:

- 1) living in fuel poverty (FP)
- 2) living on a low income and vulnerable to the effects of living in a cold home (LIVC)

Details of how we identify solid wall properties as eligible for installation under the 'in-fill' category is also outlined.

The criteria used are as follows.

(a) Criteria for identifying households in fuel poverty (FP)

To identify a household as being in fuel poverty, we adopt the following approach and require that the household must satisfy the following:

- stage 1 criteria (low income household threshold)
- either:
 - stage 2 criteria (household faces high energy costs)
 - stage 3 criteria (vulnerability)



(i) Identifying low income households

Referring to the low income high cost indicators in table 1, using the household makeup in column 1, we identify households with a remaining income as less than the figure in the column 3 which identifies monthly breakdown, as households of 'low income'.

Table 1 - Identifying low income households

Household composition	Gross annual household income (£)	Monthly household income equivalent (£)
1 Adult (18yrs or over)	16,500	1,375
and 1 child	21,750	1,813
and 2 children	27,000	2,250
and three children	32,250	2,688
and four or more children	37,500	3,125
2 Adults (18yrs or over)	24,750	2,063
and 1 child	30,000	2,500
and 2 children	35,250	2,938
and three children	40,500	3,375
and four or more children	45,750	3,813

(ii) Household faces high energy costs

The property has an 'energy performance certificate' (EPC) rating of E, F or G (where deemed as an accurate representation – that is to say, property has not drastically changed since surveyed). If an EPC does not exist for the property please inform the council, who can provide one for charge.

(iii) Identifying vulnerability

Where a resident is vulnerable if:

- pregnant (MAT B1 letter)
- has children aged under five (birth certificate)
- aged over 65 (birth certificate, driving licence, passport, medical letter)
- hospital admission due to a fall (Letter from a medical professional)

OR

- has a health condition that can be exacerbated by the cold including:
 - cardiovascular conditions
 - respiratory conditions (in particular, chronic obstructive pulmonary disease (COPD) and childhood asthma)
 - musculoskeletal conditions (osteoarthritis and rheumatoid arthritis)
 - neurological conditions (ME, fibromyalgia, dementia, multiple sclerosis and epilepsy)

- autoimmune and immunodeficiency diseases (for example, lupus, Multiple Sclerosis, diabetes, HIV, resulting from cancer treatment)
- mental health conditions (moderate / severe, for example: schizophrenia and bipolar disorder)
- disabilities (diagnosed condition or impact on mobility or receipt of disability benefit)
- terminal illness
- severe learning disability
- cancer
- hemoglobinopathies (sickle cell disease and thalassaemia)

(Letter from medical professional required to evidence condition(s))

(b) Solid wall insulation (SWI) 'in-fills' projects

To increase the economies of scale of SWI projects, solid wall homes (ie brick or stone without a cavity) which are not 'fuel poor' can be classified as eligible for measures under the ECO Flexible funding where they are co-located with a minimum percentage of households assessed to be fuel poor (as per the above low income and high cost (A+B), or low income and vulnerable to cold (A+C) criteria). The in-fill criteria will be:

- semi-detached houses/bungalows and buildings with two premises – at least 50% of properties must meet the fuel poor criteria (A+B or A+C)
- same terrace – at least 66% of properties in a SWI project must meet fuel poor criteria (A+B or A+C)
- same building – at least 66% of properties in an SWI project must meet fuel poor criteria (A+B or A+C)
- adjacent properties - at least 66% of properties in an SWI project must meet fuel poor criteria (A+B or A+C)

3. Acting on behalf of another local authority

This is currently not applicable.

4. Governance

The Sol is delivered by Luton Council's housing department, and will be overseen by the Luton Energy Committee (LEC) who manages Luton's Energy Strategy.

This Sol is signed on behalf of Luton Council by Patrick Odling-Smee, Service Director for Housing, Customer and Commercial Division, Luton Council.

Declarations forms will be signed on behalf of Luton Council by D. Katuwawala, Energy Solutions Manager, Housing Department, Customer and Commercial Division, Luton



Council.

5. Referrals and pathways to assistance

Luton Council will utilise existing pathways to provide direct assistance to identified households through the scheme.

Working with agencies and local projects, we'll deliver a host of key provisions in to local, low income and vulnerable households through a referral-based network delivered through frontline practitioners, and a dedicated referral hub.

Households accessing the LA Flex scheme will be eligible for referral and assistance.

6. Evidence, monitoring and reporting

All homes accessing the local LA Flex scheme will be declared using the appropriate form (declaration form). The following will all be recorded and reported:

- household's composition
- condition
- referrals for assistance
- any associated outcomes including energy-related measures installed

We'll conduct satisfaction surveys on a sample of households accessing LA Flex assistance. These satisfaction surveys will be conducted post-installation. High levels of non-compliance or poor service delivery will trigger a review of processes and non-award of declaration form to the contractor.

Signature:



Signed by: Patrick Odling-Smee

Date: 23 July 2019

Position: Service Director of Housing, Luton Council