

Education

Census 2021

Author: Eddie Holmes

Contact: Research.Intelligence@luton.gov.uk

Version: 1.0 (published)

Last updated: January 2023

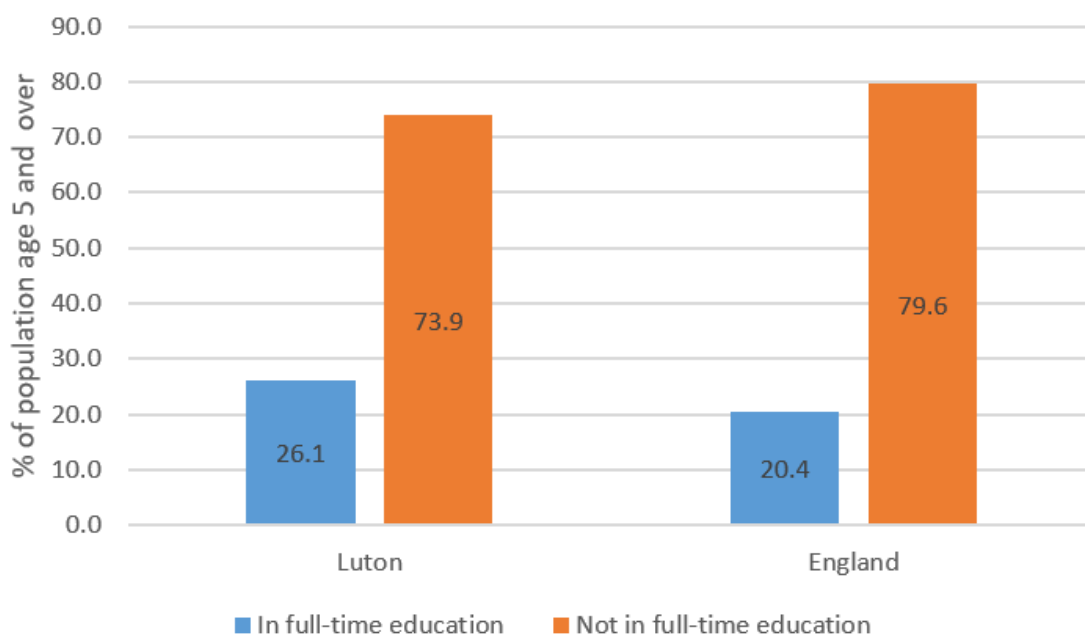
Data on education from the 2021 census was published by the Office for National Statistics in January 2023. This report summarises the main points of the data for Luton.

Executive summary

- A larger proportion of people in Luton are in full-time education than the national figure which reflects the younger than average population of Luton.
- The number of Luton's residents with degree level qualifications has grown and nearly a third of adults are educated to degree level.
- There was also an increase in the number of people without any qualifications.
- Luton is ranked as 270th out of 330 local authorities in the education level index.
- The wards with the people with the highest levels of qualifications are Barnfield and South.
- The wards with the largest of proportion of adults without qualifications are Biscot and Dallow wards.

School children and full-time students

Figure 1: Percentage of the whole population over 5 in or not in full-time education, Luton and England, 2021



Source: Census 2021, Office for National Statistics

In Luton there are 54,560 people in the whole population age five and over who are at school or in full-time education which makes up 26.2 per cent of the population. In comparison 20.4 per cent of the five and over population in England are in full-time education. This is an indication of the younger than average population in Luton.

Highest level of qualification

Census 2021 helps us to understand education in England and Wales through usual residents' highest level of qualification. Residents of England and Wales aged 16 years and over (48.6 million) were asked to record any qualifications (including academic, vocational, and professional qualifications) they had achieved in the country or worldwide. This is used to calculate the highest level of qualification (so, the highest level of qualification that an individual reported irrespective of previous qualifications listed) using the following categories:

- no qualifications: no formal qualifications
- Level 1: one to four GCSE passes (grade A* to C or grade 4 and above) and any other GCSEs at other grades, or equivalent qualifications
- Level 2: five or more GCSE passes (grade A* to C or grade 4 and above) or equivalent qualifications
- apprenticeships
- Level 3: two or more A Levels or equivalent qualifications
- Level 4 or above: Higher National Certificate, Higher National Diploma, Bachelor's degree, or post-graduate qualifications
- other qualifications, of unknown level

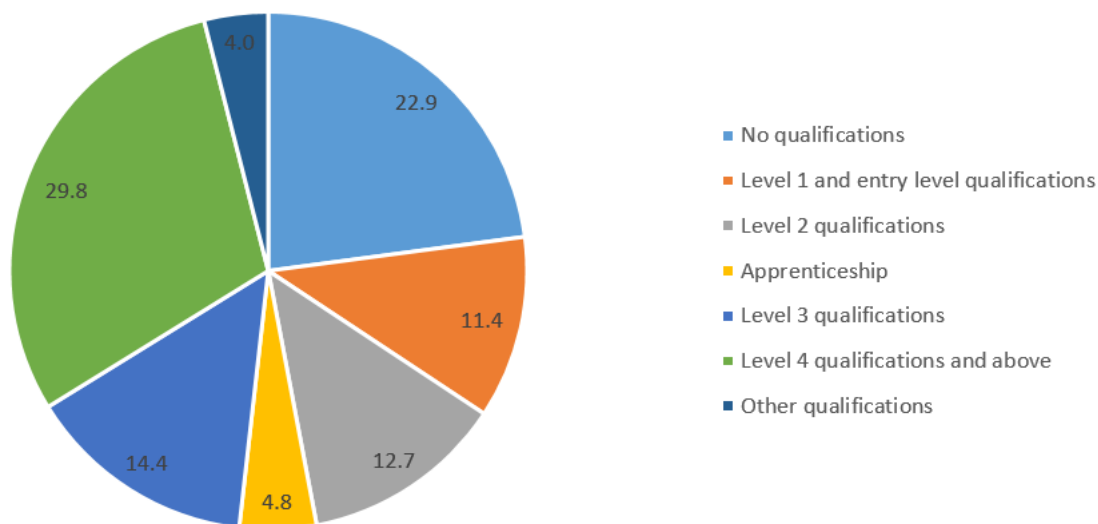
Table 1: Highest level of qualification in Luton, 2011 and 2021

	2011	Percentage	2021	Percentage	% change
No qualification	36,953	23.6	39,478	22.9	6.8
Level 1 and entry level qualifications	22,813	14.6	19,650	11.4	-13.9
Level 2 qualifications	22,720	14.5	21,943	12.7	-3.4
Apprenticeship	5,151	3.3	8,349	4.8	62.1
Level 3 qualifications	17,332	11.1	24,832	14.4	43.3
Level 4 and above qualifications	34,814	22.3	51,546	29.8	48.1
Other qualifications	16,662	10.7	6,900	4.0	-58.6
Total, all people aged 5 and above	156,445		172,698		10.4

Source: Census 2011 & 2021, Office for National Statistics

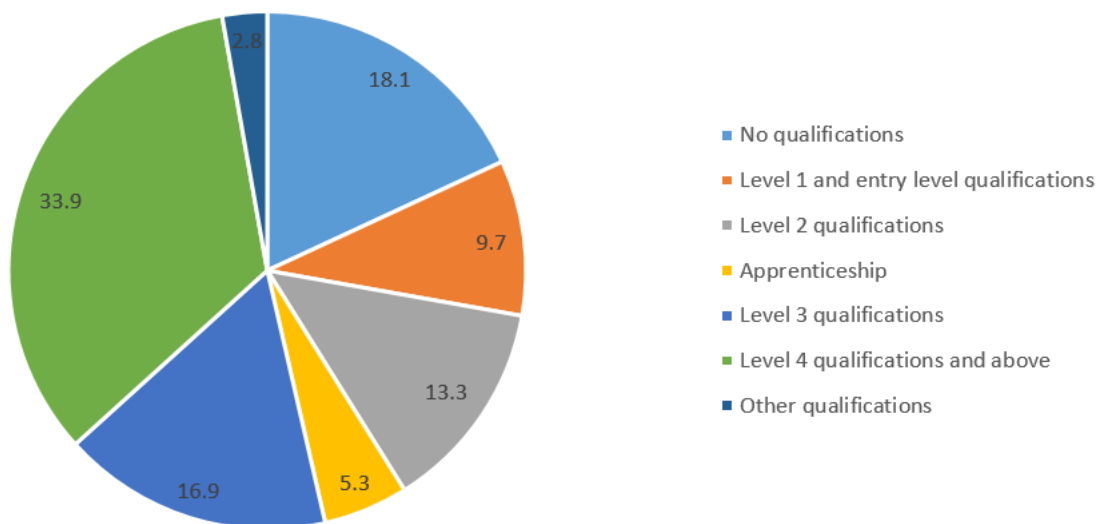
In 2021 51,546 people in Luton had qualifications of level 4 and above. This is 29.8 per cent of people aged 16 and above and an increase of 48.1 per cent since 2011. This is the largest category. There was an increase of people without qualifications, 39,478 people compared with 36,958 in 2011. This works out as 22.9 per cent of the population over 16.

Figure 2: Percentage of over-16s by qualification level in Luton, 2021



Source: Census 2021, Office for National Statistics

Figure 3: Percentage of over 16s by qualification level in England, 2021

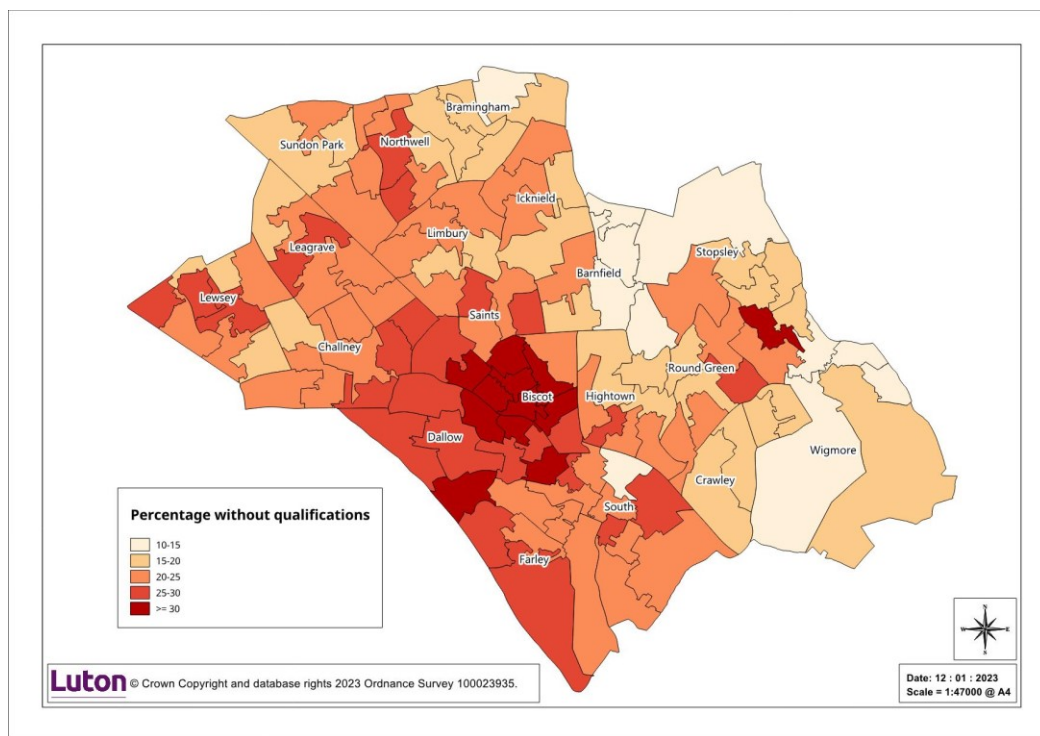


Source: Census 2021, Office for National Statistics

Luton has a larger proportion of people over 16 without any qualifications than the national figure, 22.9 per cent compared with 18.1 per cent. Luton has a smaller proportion of people with level 4 above qualifications, 29.8 per cent compare with 33.9 per cent nationally.

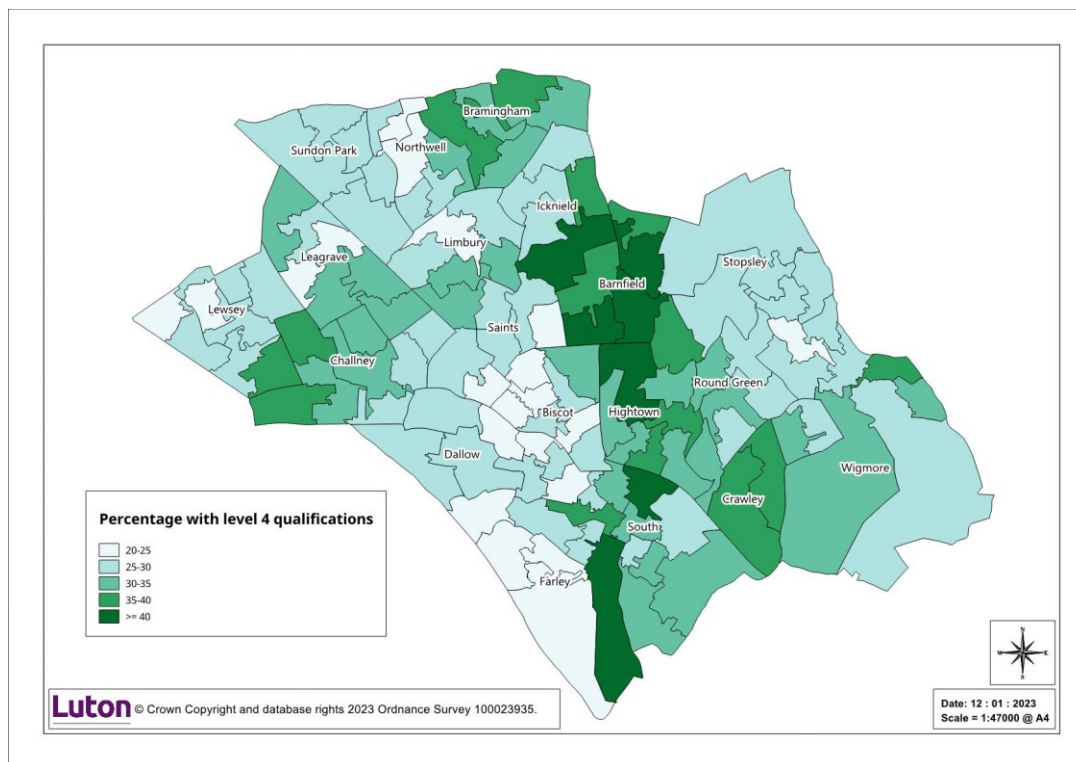
The highest level of qualification index score is a summary measure that can be used to compare how highly qualified population groups are. Luton's score of 2.23 was ranked 270th out of 331 local authorities. The City of London was ranked highest with a score of 3.45 with Boston ranked lowest at 1.91.

Figure 4: Percentage of people over 16 without any qualifications by LSOA, Luton 2021



Source: Census 2021, Office for National Statistics

Figure 5: Percentage of people over 16 with level 4 and above qualifications by LSOA, Luton 2021



Source: Census 2021, Office for National Statistics

Figure 4 shows the proportion of people over 16 in lower layer super output areas (LSOA) who do not have any qualifications. The darker areas show where larger numbers of people are without qualifications. There are parts of Biscot, Dallow and Stopsley wards where more than 30 per cent of over 16s do not have any qualifications.

Figure 4 shows the proportion of people over 16 with level 4 and above qualifications by LSOA. Barnfield and South wards have areas where more than 40 per cent of over 16s have level 4 and above qualifications.

More census analysis will be added to the Luton Observatory as data are published:

https://m.luton.gov.uk/Page/Show/community_and_living/luton%20observatory%20census%20statistics%20and%20mapping/Pages/default.aspx

A link to the 2021 census data can be found below:

<https://www.ons.gov.uk/census>